

AP-876

Automatic Pocket Setter (For Jeans)

The machine **fully automatizes** a series of pocket setting processes to achieve higher productivity and consistent quality.

VIET LE CO., LTD.
Sewing & Textile machines and Parts

HOTLINE: 0982 085 899

Automatic Pocket Setter (For Jeans)

AP-876

Automatic Pocket Setter (For Jeans)

AP-876

The machine fully automatizes a series of pocket setting processes to achieve higher productivity and consistent quality.

The machine automatizes a series of pocket setting processes such as the folding of a pocket, placement of the pocket on a garment body, sewing, bartacking and stacking, thereby increasing productivity and achieving production without requiring the operator to have any special skill. This promises consistent finished quality.

Increased productivity

The machine carries out a series of pocket setting processes at 9.9 seconds/pocket. It achieves 7.1 times as productive as general-purpose machines.

Comparison of process time and productivity

Attach hip pocket process	General-purpose machine	AP-876
Fold hip pocket	14 sec.	9.9 sec.
Sew hip pocket to back	48 sec.	
Bartack hip pocket edge	8 sec.	
Daily production	316 pockets	2237 pockets

*Condition: Hours of work: 8 hours, Allowance rate: 30%

Comparison of effect achieved by the introduction of the AP-876

	General-purpose machine	AP-876	Comparison
Daily production	316 pockets	2237 pockets	7.1 fold
Process time	70 sec.	9.9 sec.	Process time has been reduced by approximately one minute.
Number of operators	8 operators	1 operator	The number of operators has been reduced by seven.
Number of machines	8 machines	1 machine	The number of machines has been reduced by seven.
Number of processes	3 processes	1 process	The number of processes has been reduced by two.

*The daily production given above is the basic production.

Process time

9.9

sec./pocket

Daily production

7.1

fold

9.9 sec./pocket*

The machine is able to fold a subsequent pocket and place it on a garment body while the machine is still engaged in the sewing of the current pocket. This means higher productivity can be achieved simply with one machine. The exclusive high-speed, 1-needle lockstitch zigzag stitch machine with an automatic thread trimmer has been adopted as the machine head for the AP-876. The maximum sewing speed is 4,000 sti/min. The AP-876 reduces the cycle time by 5% as compared with JUKI's conventional model, AVP-875.

Reduction in the number of facilities and that of operators to be used

The AP-876 fully automatizes a series of pocket setting processes. If these processes are done by means of the general-purpose machine, the following eight facilities (eight operators) will be required to achieve the daily production equivalent to that of the AP-876.

- Steam iron: two machines (Fold hip pocket)
 - 1-needle lockstitch machines with automatic thread trimmer: five machines (Sew hip pocket to back)
 - Bartacking machine: one machine (Bartack hip pocket edge)
- The AP-876 is able to carry out these processes alone (one operator).

Quality production without relying on operator skill, quality improvement

The hip pocket of jeans and other garments is a highly visible element of those products. Its finished quality determines the product value. The pocket setting process is, therefore, a very important process. The AP-876 contributes to easier operation to allow the operator to carry out pocket setting even if he/she has no specific skills, thereby achieving consistent high-quality pocket setting.

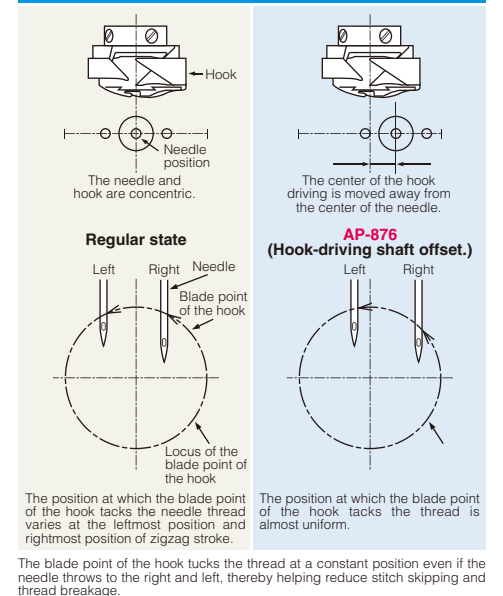
The machine folds pocket cloths with fine, sharp creases and absolutely no material slippage.

A pocket cloth is folded on the table surface and properly tensed by a pocket style jig to create sharp creases without material slippage or bulging. The pocket cloth is vertically shifted and pulled to the suitable tautness for placement on the garment body. This prevents the pocket cloth from slipping out of the correct position and makes it easy to adjust folding timing. With this pocket-folding and pocket-positioning mechanism, the machine is widely adaptable to various materials.

The machine achieves consistent seam quality.

The presser plate clamps the pocket cloth at the center of the sewing area so that the entire pocket cloth is pressed down evenly, thereby preventing the cloth from flopping. In addition, by installing JUKI's unique hook-driving-shaft offset mechanism in the machine head, the machine produces beautiful seams with consistency while preventing the stitch skipping or thread breakage that is liable to occur when the needle throws to the right and left.

JUKI's unique hook driving shaft offset mechanism




The blade point of the hook tucks the thread at a constant position even if the needle throws to the right and left, thereby helping reduce stitch skipping and thread breakage.

The machine supports pocket settings on overalls.

A space is provided at the back of the setting table to support pocket setting work on items such as overalls, which require a large distance from machine arm to needle.

The exclusive machine head which achieves beautiful and consistent seam quality.



Active tension

Market-proven active tension has been introduced to the needle thread tension controller. Pinpoint adjustment of the needle thread tension is enabled during sewing. Data on the thread tension setting relative to the material thickness and thread tension correction which varies depending on the sewing direction can be entered through the operation panel on a stitch-by-stitch basis. The needle thread tension is reproducible. This reduces the setup time required when changing the material thickness.

Encoder control system contributes to reduced power consumption.

The stepping motor provided with an encoder has been adopted for the X-Y feed control. The motor runs with a minimum of power in accordance with the material weight and stitch length, thereby reducing power consumption. This AP-876 reduces power consumption by 12% as compared with the conventional model (AVP-875).

The stacker which completes a series of pocket setting operation procedures.

The stacker can stack 64 pieces of finished products at the maximum. In addition, the stacker is equipped as standard with a stacker-capacity detector. The stacker can be stored inside the main body of the AP-876 sewing machine. Stacker can be retracted by operating the operation panel (IP-420). This system is very helpful when moving the machine.

Large-sized easy-to-read color liquid crystal display has been adopted.

The AP-876 has adopted, as its operation panel, the IP-420 which has a large color liquid crystal touch panel. Entry and modification of sewing data can now be carried out on the main body of the sewing machine. In addition, the machine supports USB, allowing for the use of various USB thumb drives and media (SD Card, CompactFlash, Smart Media, Floppy disks)

[PM-1 Ver.3] *Separately available
Programming software for computer-controlled sewing machines
 On the PM-1 programming software, a sewing data can be easily input, checked and corrected in more detail as compared with the IP-420.

The pocket style jig can be easily replaced.

The pocket style jig can be changed in **less than five minutes** without requiring a tool. This means that the machine supports small-lot production flexibly. In addition, the number of components of the pocket style jig has been reduced for price reduction. The running cost can be reduced as compared with the conventional machines.

Replacement parts for pocket style jig



*Pocket style jigs for the conventional model, AVP-875, are also applicable by means of the gauge exchange kit (optional).

VIET LICO, LTD

Sewing & Textile machines and Parts

0982 085 899



■ OPTIONS

BARCODE READER

[Part No. 40119168]


Check-out and confirmation of the pocket style jig against the sewing pattern is carried out.



MARKER

[Part No. 40116756]


The marking light helps you easily position a pocket and garment body on the machine.



GARMENT PUT BASE ASM.

[Part No. G90118750B0]

This is the garment body rack (bar type) to be installed on the main body.



GAUGE EXCHANGE KIT

[Part No. 40122410]

It is required when installing the pocket style jig for JUKI's conventional model (AVP-875) on the AP-876.

■ SPECIFICATIONS

Model name	AP-876	
Machine head	High-speed, 1-needle, lockstitch, zigzag stitching machine (exclusive machine head)	●Dimensions (Unit: mm)
Max. sewing speed	4,000 sti/min	
Sewing area	250mm x 250mm	
Stitch length, Max zigzag width	0.1mm ~ 6.0mm, 4.3mm	
Needle (at the time of delivery)	SCHMETZ 134 SERV7 (Nm130)	
Hook	Horizontal-axis full-rotary 1.7 fold-capacity hook	
Needle thread breakage detection	Provided as standard	
Stacking capacity	Max. 64 pieces of jeans bodies	
Number of patterns that can be stored in memory	Main-body memory: Max. 999 patterns External media: Max. 999 patterns	
Feeding method	Stepping motor(encoder control system type), X-Y clamp drive	
Power requirement / Power consumption	Single-phase 220V / 683.9VA, 3-phase 200V / 655.2VA	
Compressed air and air consumption	0.5Mpa(5kg/cm ²), 220 dm ³ /min	
Total weight	558kg	

*sti/min stands for Stitches per Minute.

■ WHEN YOU PLACE ORDERS

Please note when placing orders, that the model name should be written as follows:

Type	Code	Stacker	Code	Power supply	Code
Full-auto type (Crease-folding unit)	876S	Clampbar stacker	S	3-phase 200~240V	D
				Single-phase 220~240V (for General Export)	K
				Single-phase 220~240V (for CE)	N

A P 8 7 6 S Z S Z Z

Pocket style jig	Code	Options	Code
Not provided	Z	Not provided	ZZ

★Pocket style jig should be separately purchased.

● To order, please contact your nearest JUKI distributor.

JUKI ECO PRODUCTS The AP-876 is an eco-friendly product which complies with JUKI ECO PRODUCTS standards for protecting the environment.

- This sewing machine reduces power consumption by 12% as compared with the conventional models.
- The sewing machine complies with the "Juki Group Green Procurement Guidelines" on the use of hazardous substances, which is stricter than other restrictions, such as those of the RoHS Directive.
- The total number of components of the AP-876 has been reduced as compared with that of the conventional model. In addition, the ratio of common components has been increased.
- As compared with the conventional models, the mass of packaging has also been reduced by 65%.

For details of JUKI ECO PRODUCTS, refer to: http://www.juki.co.jp/eco_e/index.html

*The RoHS Directive is an EU Directive limiting the use of 6 hazardous substances (lead, hexavalent chromium, mercury, cadmium, PBB and PBDE) in electrical and electronic equipment. The Juki Green Procurement Guideline is the voluntarily established criteria to eliminate not only the aforementioned six substances, but also other ones which also adversely affect the environment.

★ Product names/brand names are trademarks or registered trademarks of the respective companies.



JUKI CORPORATION HEAD OFFICE

Juki Corporation operates an environmental management system to promote and conduct the following as the company engages in the research, development, design, sales, distribution, and maintenance of industrial sewing machines, household sewing machines, industrial robots, etc., and in the provision of sales and maintenance services for data entry systems:

- (1) The development of products and engineering processes that are safe to the environment
- (2) Green procurement and green purchasing
- (3) Energy conservation (reduction in carbon-dioxide emissions)
- (4) Resource saving (reduction of papers purchased, etc.)
- (5) Reduction and recycling of waste
- (6) Improvement of logistics efficiency (modal shift and improvement of packaging, packing, etc.)

JUKI® 2-11-1, TSURUMAKI, TAMA-SHI,
TOKYO 206-8551, JAPAN
PHONE : (81) 42-357-2254
FAX : (81) 42-357-2274
<http://www.juki.com>

* Specifications and appearance are subject to change without prior notice for improvement.
* Read the instruction manual before putting the machine into service to ensure safety.
* This catalogue prints with environment-friendly soyink on recycle paper.